



## TOWN OF RIDGEFIELD

Building Department

### Deck Worksheet for New Application

*All Information/Items below must be written on  
Your Deck Plans which need to be  
1/4" = 1" Scale Minimum.*

#### Deck Location

- Show location of any overhead conductors
- Show location of any gas regulators, electric meters, or faucets, etc., or other equipment above, below, on or through deck.

#### Deck Construction

- Show type of wood
- Show dimensions/size of deck in plan view.      Show how girder is attached to posts and joists.
- Show greatest height of deck above ground level.      Show joist size and spacing.
- Show depth of piers/footings.      Show maximum joist span.
- Show how column/post is anchored to pier/footing.      Show deck band/ledger board size.
- Show size and spacing of columns/posts (under deck).      Show decking size and material.
- Show how column/post is anchored to pier/footing.      Show flashing detail.
- Show size and number of girder members.      Show attachment to house

#### Guardrail Construction *(Required for decks over 30 inches above grade)*

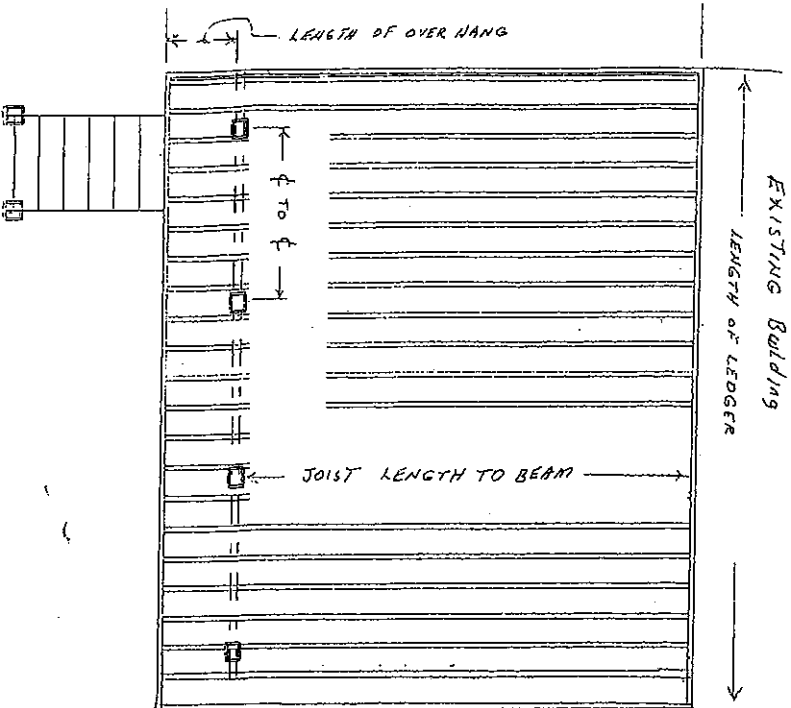
- Show height above deck floor.      Show size and spacing of rails.
- Show size and spacing of deck posts.      Show size and spacing of pickets.

#### Handrail Construction *(Required for 4 Risers or more).*

- Show grip size/profile.      Handrail needs to be graspable and
- Show height above stair.      Returned to post at top and bottom.

#### Stair Construction

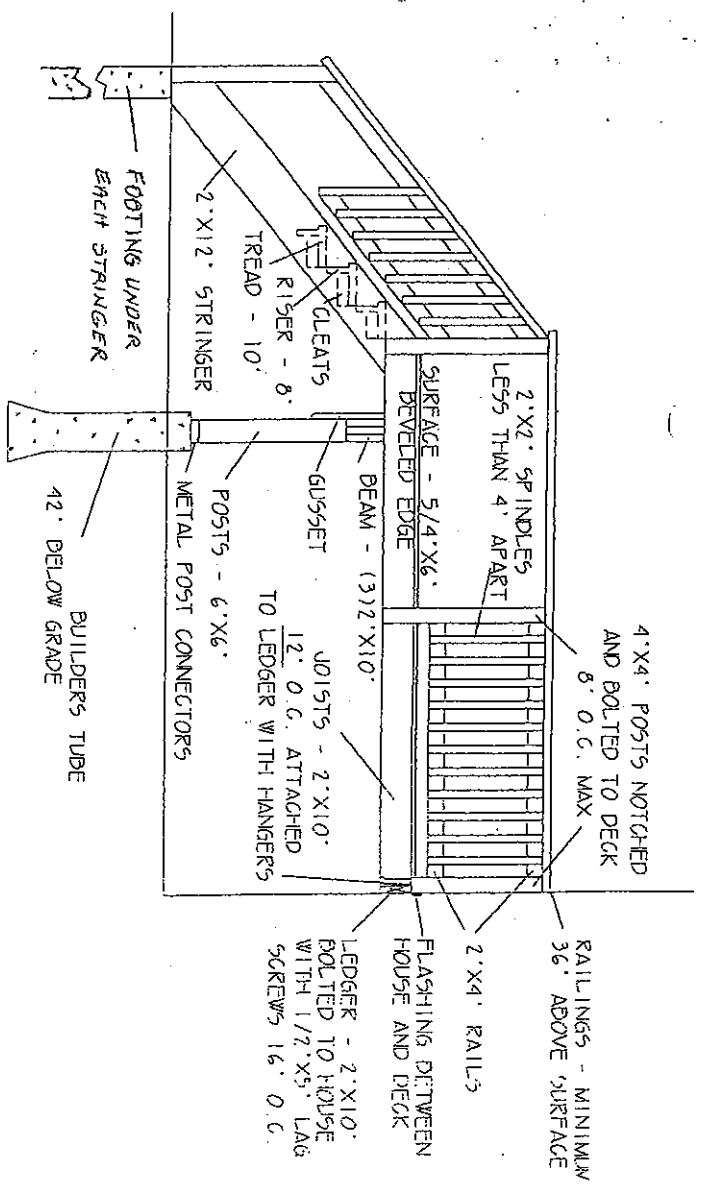
- Show number of risers.      Show minimum tread depth.
- Show stair width.      Show stringer Size.
- Show maximum riser height.      Show footing under stringer's.



R311.6.3.1 Height. Handrail height, measured above the finished surface of the ramp slope, shall be not less than 34 inches (864 mm) and not more than 38 inches (965 mm).

Less Than 1/4" opening  
between Treads with  
open RISES

DO NOT COPY

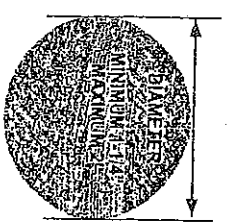


R312.1 Guards required. Porches, balconies or raised floor surfaces located more than 30 inches (762 mm) above the floor or grade below shall have guards not less than 36 inches (914 mm) in height. Open sides of stairs with a total rise of more than 30 inches (762 mm) above the floor or grade below shall have guards not less than 34 inches (864 mm) in height measured vertically from the nosing of the treads.

Porches and decks which are enclosed with insect screening shall be provided with guards where the walking surface is located more than 30 inches (762 mm) above the floor or grade below.

AC 11.2.0.3 Handrail grip size. All required handrails shall be of one of the following types or provide equivalent graspability.

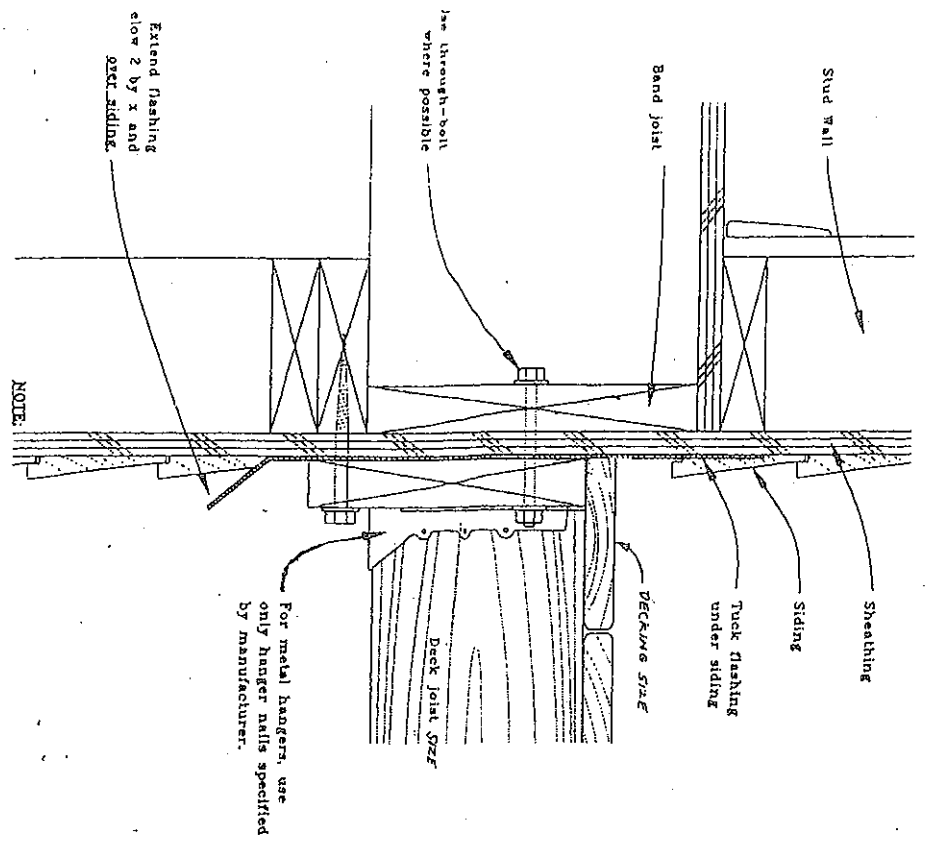
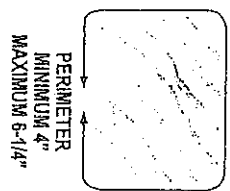
1. Type I. Handrails with a circular cross section shall have an outside diameter of at least 1 1/4 inches (32 mm) and not greater than 2 inches (51 mm). If the handrail is not circular it shall have a perimeter dimension of at least 4 inches (102 mm) and not greater than 6 1/4 inches (160 mm) with a minimum cross section of dimension of 2 1/4 inches (57 mm).



CIRCULAR

**NON-CIRCULAR**

2. Type II. Handrails with a perimeter greater than 6 1/4 inches (160 mm) shall provide a graspable finger recess area on both sides of the profile. The finger recess shall begin within a distance of 3/4 inch (19 mm) measured vertically from the tallest portion of the profile and achieve a depth of at least 5/16 inch (8 mm) within 7/8 inch (22 mm) below the widest portion of the profile. This required depth shall continue for at least 7/8 inch (10 mm) to a level that is not less than 1 3/4 inches (45 mm) below the tallest portion of the profile. The minimum width of the handrail above the recess shall be 1 1/4 inches (32 mm) to a maximum of 2 3/4 inches (70 mm). Edges shall have a minimum radius of 0.01 inches (0.25 mm).



NOTE:  
 (And) R319.3 Fasteners. Fasteners and weight bearing connecting devices used for pressure preservative and fire-retardant-treated wood shall be of stainless steel, silicon bronze, copper, G185 galvanized steel, or shall be hot-dipped galvanized after fabrication.

Profiles other than Type I and Type II may be determined to provide equivalent graspability.

